

# RM OF STANLEY 2018 FINANCIAL PLAN

January 25<sup>th</sup>, 2018

10:30 am

RM of Stanley Council Chambers

# Overview

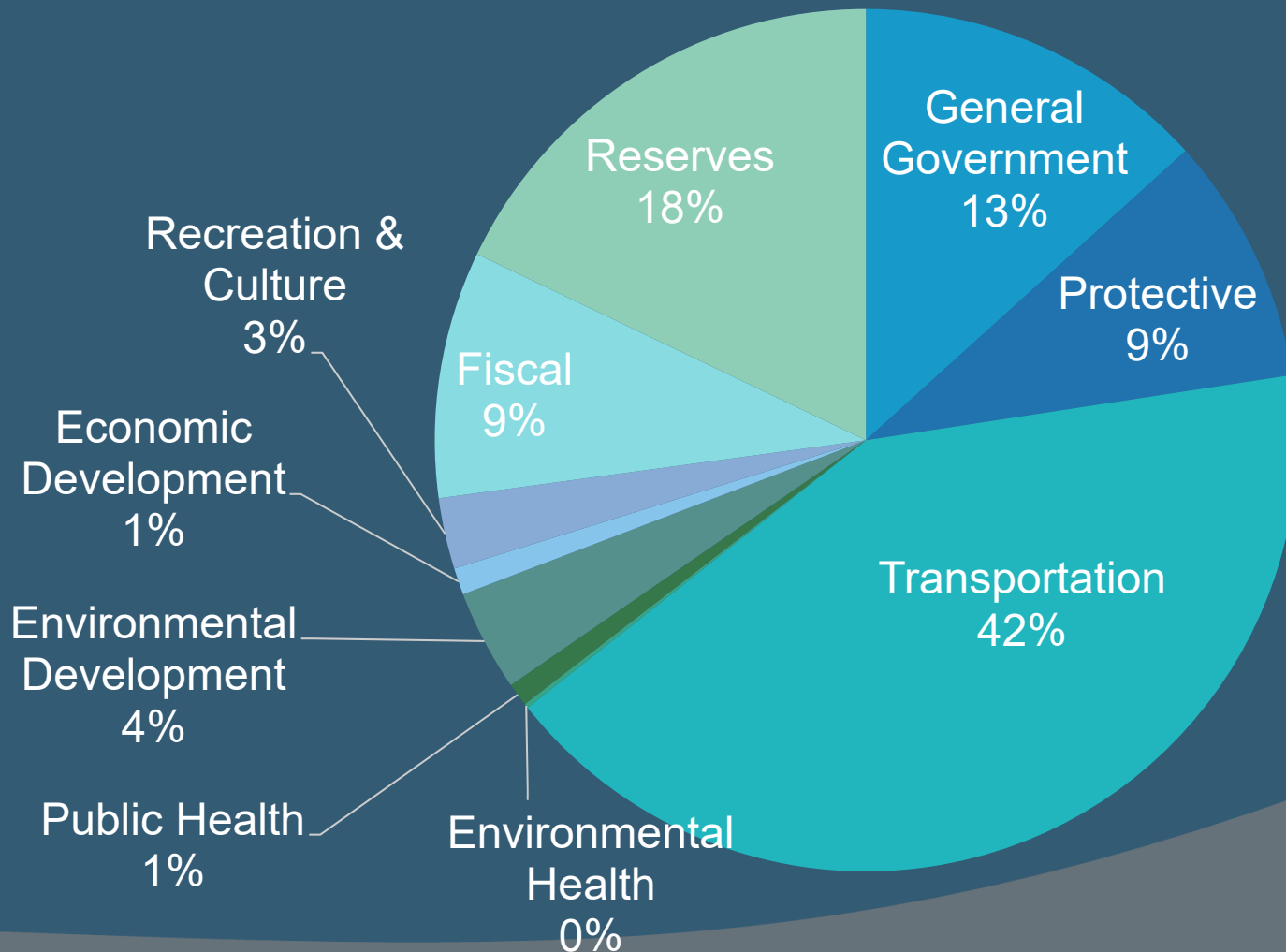
## ○ Municipal Mill Rate

- Decreases from 10.074 to 9.218
  - General Mill Rate decreases from 8.927 to 8.185, a decrease of 0.742
  - Special Service Mill Rate decreases from 1.147 to 1.033, decrease of 0.114

## ○ Total Operational Spending

- From \$6,655,424 to \$6,803,153, increase of \$147,730, 2.17%

# 2018 Municipal Expenditures

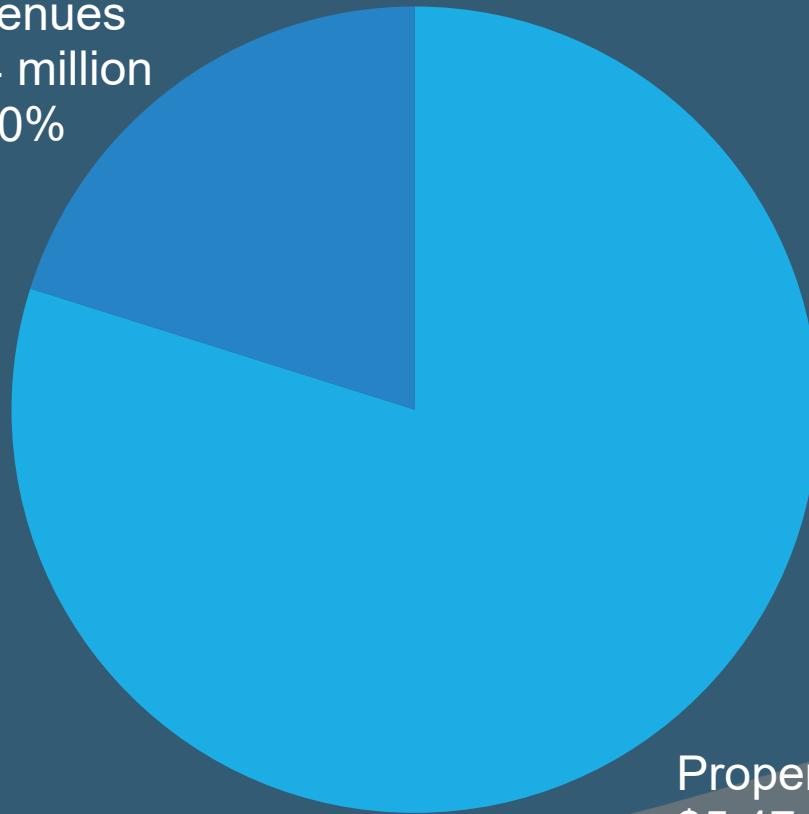


# 2018 Proposed Expenditures

Municipal Expenditures	2018 Budget	2017 Budget	% change	\$ change
General Government	904,393	906,426	(0.22%)	(2,033)
Protective Services	631,800	629,000	0.44%	2,800
Transportation Services	2,841,992	2,799,219	1.51%	42,773
Environmental Health	11,500	11,500	0.00%	0.00
Public Health & Welfare	59,059	191,199	(223.74%)	(132,140)
Environmental Development	258,102	245,335	4.95%	12,767
Economic Development	68,311	92,777	(35.82%)	(24,466)
Recreation & Culture	180,835	156,021	13.72%	24,814
Fiscal Services	629,808	604,513	4.02%	25,295
Transfers to Reserves	1,217,353	1,019,433	16.26%	197,920
<b>TOTAL</b>	<b>\$6,803,153</b>	<b>\$6,655,424</b>	<b>2.17%</b>	<b>\$147,730</b>

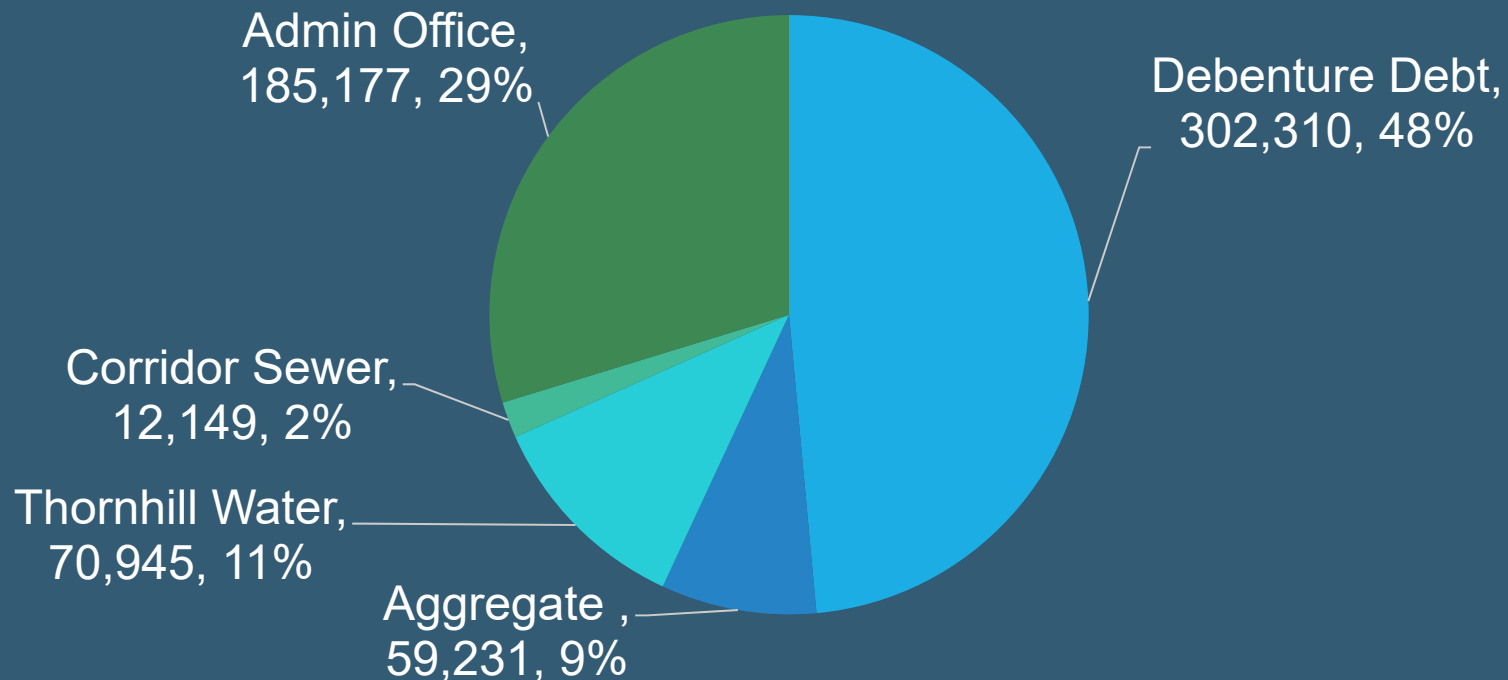
# 2018 Total Municipal Revenues

Other  
Revenues  
\$1.34 million  
20%



Property Tax  
\$5.47 million  
80%

# 2018 Long Term Debt Servicing



Total Outstanding Debt as at January 1, 2018:	\$4,401,269
Total Outstanding Debt as at January 1, 2017:	\$4,379,163
Total Allowable Debt (per provincial regulation, 7% of assessment):	\$38,817,782
Percentage of Debt Allowance Used:	11%

\*Note – Deventure Debt is serviced by fees collected from benefitting properties for individual water connections and road paving contributions, not the general mill rate

# Summary Comparison

	2013	2014	2015	2016	2017	2018
Mill Rate	13.086	11.536	11.661	9.968	10.074	9.218
Assessment (portioned)	345,979,080	397,853,720	407,290,300	486,753,040	494,754,690	554,539,790
Transportation Budget	3,011,500	3,086,000	2,996,500	2,974,450	2,799,219	2,841,992
Fire Budget	553,602	503,873	504,347	558,531	570,000	565,500
Municipal Budget	6,223,798	6,252,763	6,318,341	6,526,321	6,655,424	6,803,153

# Mill Rate Comparison

Rural Municipality	2017 Municipal Mill Rate
Portage La Prairie	9.820
Macdonald	7.808
<b>Stanley</b>	<b>10.074</b>
Rhineland	9.173
Thompson	13.450
Morris	10.554
Roland	7.742
Dufferin	11.342

\* 2017 mill rates are the latest available for comparison



# 2017 Completed Projects

- Paved 6 km of road
  - Pavement overlay in Reinfeld, Schanzenfeld and Chortiz
  - Village Paving Program – Reinfeld
- 800 meters of culvert installed
- 5 km of pathway was re-paved or treated
- 57000 cubic yards of gravel applied
- 5800 grader hours maintaining 500 miles of gravel roads
- 18 km of drainage completed
- 900 miles of ditches mowed
- Dust proofed 41.5 miles of road
- 1.4 km of new main water line installed
- 27 new water connections
- 100 road side hazard markers installed

# 2018 Highlights

## Investing in the future

- Regional Wastewater Systems
- Sewer & Water investments in the Stanley Corridor
- Village Pavement Program in Schanzenfeld
- Road Asphalt overlays for Hochfeld
- Pathway Asphalt overlays in Reinfeld
- Asset Management Planning
- Drainage, Dust proofing programs continuing
- Public Works Equipment Renewal Continuing
- Zoning By-Law & Corridor Plan
- Computer Hardware/Software upgrades
- Reinland Drain restoration
- Improving field access roads
- Hazard signage

# 2018 Contributions to Organizations

- Collegiate Bursaries - \$1,500.00
- Boundary Trails Health Care Foundation - \$4,000
- Winkler Family Resource Centre - \$2,500
- Winkler Community Foundation - \$5,000
- Justice Committee - \$1,000
- Dr. C.W. Wiebe Medical Clinic Operating Grant - \$35,077
- Agassiz Medical Center Operating Grant: \$15,000
- Gateway Resources Operating Grant - \$4,860
- Pembina Valley Humane Society - \$1,000
- Morden Veterinary Clinic - \$10,811
- Pembina Valley Conservation District - \$42,500
- Community Centers & Rinks - \$16,500
- Pembina Threshermen's Museum - \$9,969
- Canadian Fossil Discovery Centre - \$500
- South Central Regional Library - \$78,479
- Community Center play structure upgrades - \$5,000

# Tax Comparison

## Reassessment Year

Tax difference for farmland

	Municipal Tax
2017 Assessment - \$633,100	\$1,658.00
2018 Assessment - \$751,500 (19% increase)	\$1,801.00
Change	\$143.00

	Municipal Tax
2017 Assessment - \$226,400	\$593.00
2018 Assessment - \$252,100 (11% increase)	\$604.00
Change	\$11.00

# Tax Comparison

Reassessment Year

Tax difference for residential property

	Municipal Tax
2017 Assessment - \$209,5000	\$950.00
2018 Assessment - \$210,900 (1% increase)	\$875.00
Change	(\$75.00)

	Municipal Tax
2017 Assessment - \$279,500	1,267.00
2018 Assessment - \$289,900 (4% increase)	1,203.00
Change	(\$64.00)

# THANK YOU For Attending

Comments And/Or Questions are Welcome