

RM of Stanley 2019 Financial Plan

January 24th, 2019

10:00 am

RM of Stanley Council
Chambers

What To Expect in 2019



Municipal Mill Rate

Increases from 9.218 to 9.433

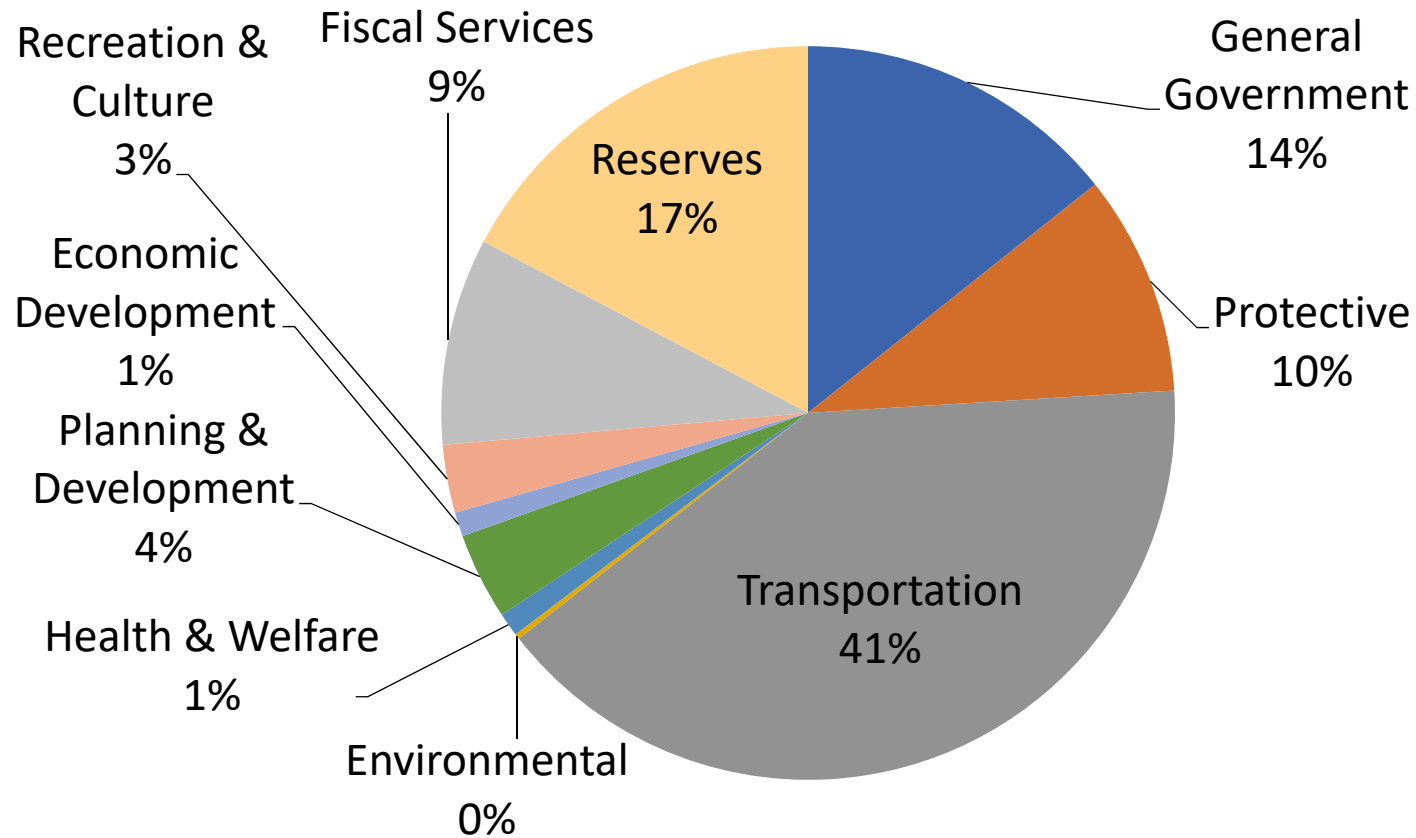
- General Mill Rate increases from 8.185 to 8.339, an increase of 0.154
- Special Service Mill Rate increases from 1.033 to 1.094, an increase of 0.061



Total Operational Spending

From \$6,803,153 to \$7,153,475,
increase of \$350,322 or 5.15%

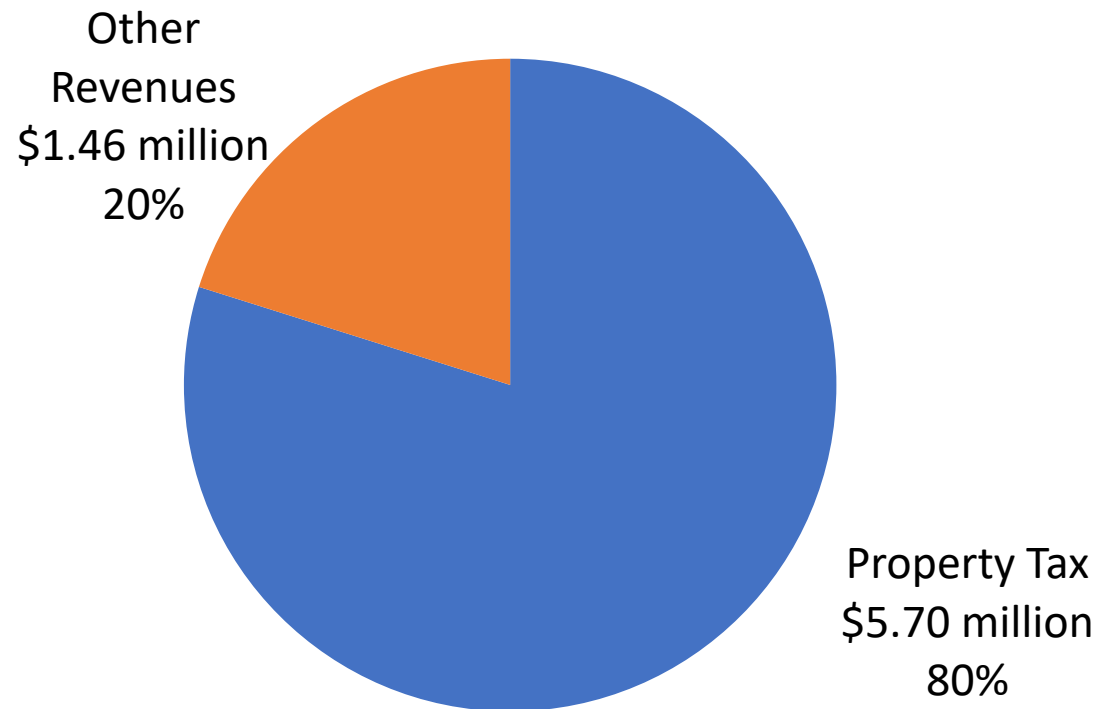
2019 Municipal Expenditures



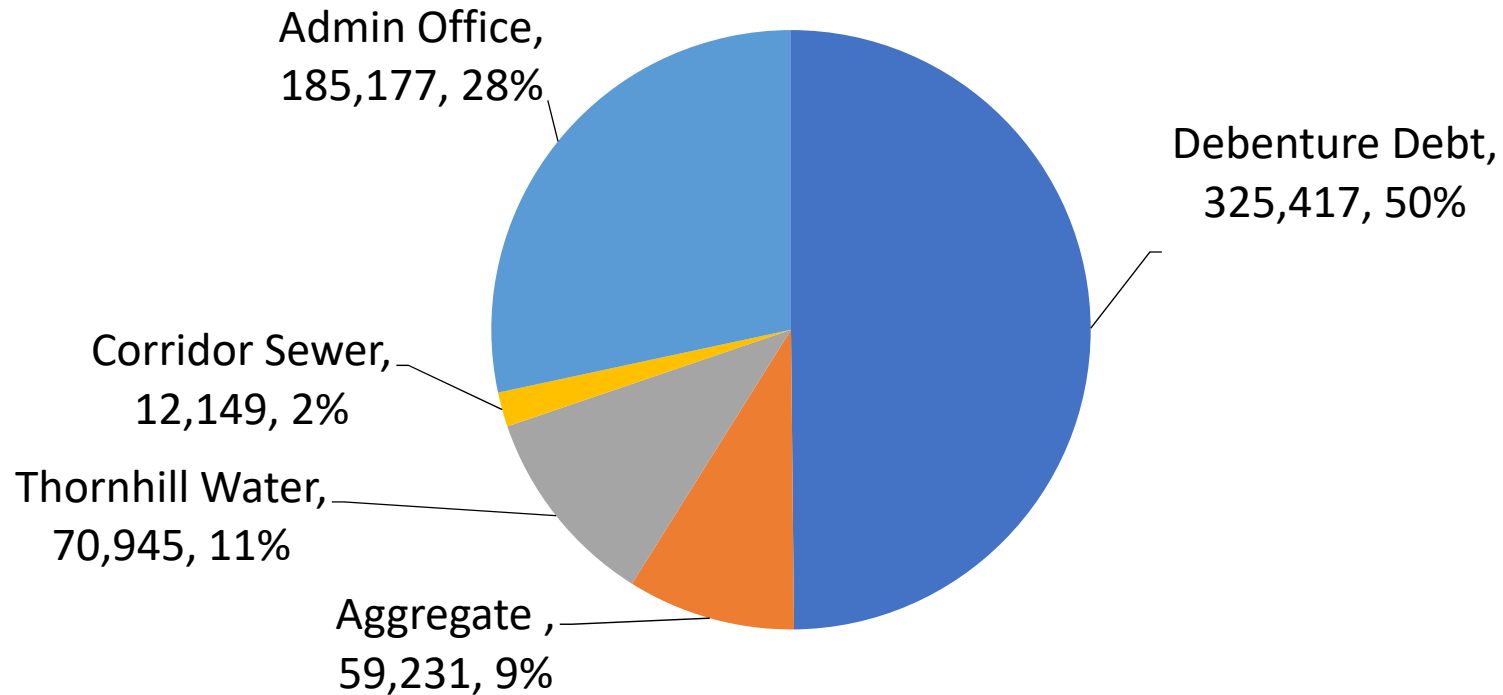
2019 Proposed Expenditures

Municipal Expenditures	2019 Budget	2018 Budget	% change	\$ change
General Government	1,022,459	960,893	6.41%	61,566
Protective Services	696,050	631,800	10.17%	64,250
Transportation Services	2,892,439	2,770,492	4.40%	121,947
Environmental Services	16,500	11,500	43.48%	5,000
Health & Welfare Services	74,599	59,059	26.31%	15,540
Planning & Development	273,295	258,102	5.89%	15,193
Economic Development	75,920	83,311	(8.87%)	(7,391)
Recreation & Culture	214,436	180,835	18.58%	33,601
Fiscal Services	652,916	629,808	3.67%	23,108
Transfers to Reserves	1,234,861	1,217,353	1.44%	17,508
TOTAL	\$7,153,475	\$6,803,153	5.15%	\$350,322

2019 Total Municipal Revenues



2019 Long Term Debt Servicing



Total Outstanding Debt as at January 1, 2018:	\$4,295,119
Total Outstanding Debt as at January 1, 2019:	\$4,227,575
Total Outstanding Debt decreased by:	(\$67,544)
Total Allowable Debt (per provincial regulation, 7% of assessment):	\$39,492,209
Percentage Of Allowable Debt used:	10.7%

*Note – Debuture Debt is serviced by fees collected from benefitting properties for individual water connections and road paving contributions, not the general mill rate

5 Year Comparison

	2014	2015	2016	2017	2018	2019
Mill Rate	11.536	11.661	9.968	10.074	9.218	9.433
Assessment (portioned)	397,853,720	407,290,300	486,753,040	494,754,690	554,539,790	564,174,420
Municipal Budget	6,252,763	6,318,341	6,526,321	6,655,424	6,803,153	7,153,475

Mill Rate Comparison

Rural Municipality	2018 Municipal Mill Rate
Portage La Prairie	8.740
Macdonald	7.030
Stanley	9.218
Rhineland	8.249
Thompson	10.670
Morris	9.647
Roland	6.078
Dufferin	9.979

* 2018 mill rates are the latest available for comparison



2018 Completed Projects

- Paved 6.5 km of road
 - Pavement overlay in Reinfeld and Hochfeld
 - Village Paving Program – Schanzenfeld
- 5 km of pathway re-paved or treated
- 59,000 cubic yards of aggregate gravel applied to roads
- 900 miles of ditches mowed
- 37.6 kms of dustproofing material applied
- 1.4 km of new water main line installed
- 29 new water connections installed on 5 water networks
- 2 bulk fill stations upgraded
- 5,500 grader hours maintaining 500 miles of gravel roads
- 4,700 additional equipment hours maintaining & enhancing infrastructure
- 14.9 km of ditch clean out on 1,000 hours of machine time in 12 locations
- 1,200 m of culverts installed and/or replaced

Investing in the Future

2019 Projects

- Massey Water Pipeline Expansion
- Asset management Planning
- Drainage Program Continuing
- Dustproofing Program Continuing
- Public Works Equipment Renewal Continuing
- Regional Wastewater Planning
- Road Construction Continuing
- Blumenfeld Path Overlay
- Frost Boil Remediation

2019 Grants & Contributions

- Collegiate Bursaries - \$1,500.00
- Boundary Trails Health Care Foundation - \$5,000
- Winkler Family Resource Centre - \$2,500
- Justice Committee - \$1,000
- Dr. C.W. Wiebe Medical Clinic Operating Grant - \$35,077
- Agassiz Medical Center Operating Grant: \$31,000
- Gateway Resources Operating Grant - \$5,400
- Pembina Valley Humane Society - \$1,000
- Morden Veterinary Clinic - \$10,920
- Pembina Valley Conservation District - \$42,500
- Manitoba Tourism - \$5,000
- Village Rink Upgrades - \$10,000
- Community Centers & Rinks - \$16,500
- Pembina Threshermen's Museum - \$9,969
- Canadian Fossil Discovery Centre - \$500
- South Central Regional Library - \$91,933
- Community Center play structure upgrades - \$5,000

2019 Farm Tax Impact

Tax difference for farmland

80 acres cultivated land	Municipal Tax
2018 Assessment - \$751,500	\$1,801.00
2019 Assessment - \$751,500	\$1,843.00
Change	\$42.00

160 acres bush & hay land	Municipal Tax
2018 Assessment - \$252,100	\$604.00
2019 Assessment - \$252,100	\$618.00
Change	\$14.00

2019 Residential Tax Impact

Tax difference for residential property



	Municipal Tax
2018 Assessment - \$289,900	\$1,203.00
2019 Assessment - \$289,900	\$1,231.00
Change	\$28.00

	Municipal Tax
2018 Assessment - \$119,800	\$497.00
2019 Assessment - \$119,800	\$509.00
Change	\$12.00

2019 Commercial Tax Impact

Tax difference for commercial property

	Municipal Tax
2018 Assessment - \$538,500	\$3,227.00
2019 Assessment - \$538,500	\$3,302.00
Change	\$75.00



THANK YOU
For Attending

Comments And/Or Questions are Welcome

